

# Bootheel Perinatal Network

Nurse-Driven Clinical-Community Integrated Care Coordination Model

Barbara Gleason, RN, MSN – Project Director, Bootheel Perinatal Network, RMOMS HRSA Grant

Rebecca Burger, RN, BSN, CLC – System Care Coordinator, Bootheel Perinatal Network, RMOMS HRSA Grant

# Missouri's Pregnancy –Related Mortality Review 2018-2020 report

## Report highlights:

- **Mental health** conditions were the **leading underlying cause** of pregnancy-related deaths, followed by cardiovascular disease and homicides.
- **All** pregnancy-related **deaths** related to **mental health** conditions were determined to be **preventable**.
- **Pregnancy-related deaths** for **Black women** are more **than 3 times** the ratio for white women.
- Missouri has the **7<sup>th</sup> highest maternal mortality rate** in the United States.
- Women on **Medicaid** are **ten times** more likely to die within 1 year of pregnancy than those with private insurance.
  - Over **64%** of our pregnancies are covered by **Medicaid**
- Pregnancy-related mortality ratio in Missouri was **32 deaths per 100,000** live births
  - **84%** of these deaths were determined to be **preventable**

# RMOMS-Bootheel Perinatal Network:

- Nurse-Driven Clinical-Community Integrated Care Coordination model helps to identify and close gaps in care services, including Social Drivers of Health, for pregnant and parenting people while linking them to local “blessings”
- Ultrasound and telehealth services
- BoRN (Bootheel Resource Network)-Unite Us – collaborative effort of a closed loop electronic resource and referral platform
- SDOH, Z-Codes, and Payment models

**RN Care Coordinator**

**Create & Maintain Community Relationships**

**Nursing Process**

Clinical

Community

Integrated

Care

Coordination

**Factors that Affect Maternal-Child Outcomes**

- Physician
- Midwife
- Nurse Practitioner
- Physician Assistant
- MFM/Specialist
- Office Nurse
- Medical Assistant
- Ultrasound Technician
- Diabetic Educator
- Nutritionist

- Missed Visits
- Late/No Prenatal Care
- Transportation
- Food Insecurity
- Un/Under Insured
- Lack of Support
- Housing Insecurity
- Inter-partner Violence
- Poverty
- Mental Health
- Outdated/Misinformation
- Teen Pregnancy
- Smoking
- Substance Use/Misuse

**Wrap Around Social Services**

- Home Visiting
- Healthy Start
- Housing & Utility Assistance
- Household Items
- Food Pantry
- Mental Health
- Medication Assistance
- Primary Care
- Pregnancy Resource Center
- Parents as Teachers
- Medicaid
- Managed Care Case Management
- Community Action Agencies
- Caring Councils
- Domestic Violence Shelters
- Workforce Development
- Churches
- Substance use/Misuse treatment

**Improved Maternal Child Outcomes**

# Care Coordination Campaign

**You Matter! Your Voice Matters!**

Gives mothers the opportunity to share their unique stories of success, challenges, and gaps in pregnancy care and beyond while giving them a voice in improving maternal care

Build rapport with clients and ensure that clients feel comfortable and secure no matter the situation.

Care Coordinators use their nursing skillset to identify mental and physical risk factors, listen to clients' stories, identifies social service needs, and connects them to existing community resources, creating a bridge between clinical care and community health

Time spent with mothers is uniquely tailored to their needs and guided by evidence-based assessment tools.

Touchpoints & Follow Ups well into the post-partum period

# Miles, Dollars and Time saved

Total Savings from 6/1/2022 - 8/31/2023 ultrasounds at Dexter Clinic 2 days a week	Miles saved	Dollars saved	Hours saved (55 mph)
397 Total Participants for 712 visits	62,122	\$40,151.53	1129.49
Bootheel Participants	44,450	\$28,697.39	808.18
BPN Participants	2,302	\$1,472.23	41.86
Other County Participants	17,672	\$11,454.14	321.31

Total Savings from 1/1/2023 – 10/31/2023 Dr. Wahl telehealth Clinic 3 days a week	Miles saved	Dollars saved (\$0.655/mi)	Hours saved (65 mph)
389 Total participants for 936 visits	168,061	\$110,079.96	2,585.55
137 Bootheel participants	70,909	\$46,445.40	1,090.91
45 BPN participants	20,612	\$13,500.86	317.11
252 Other County participants	97,152	\$63,634.56	1,494.65

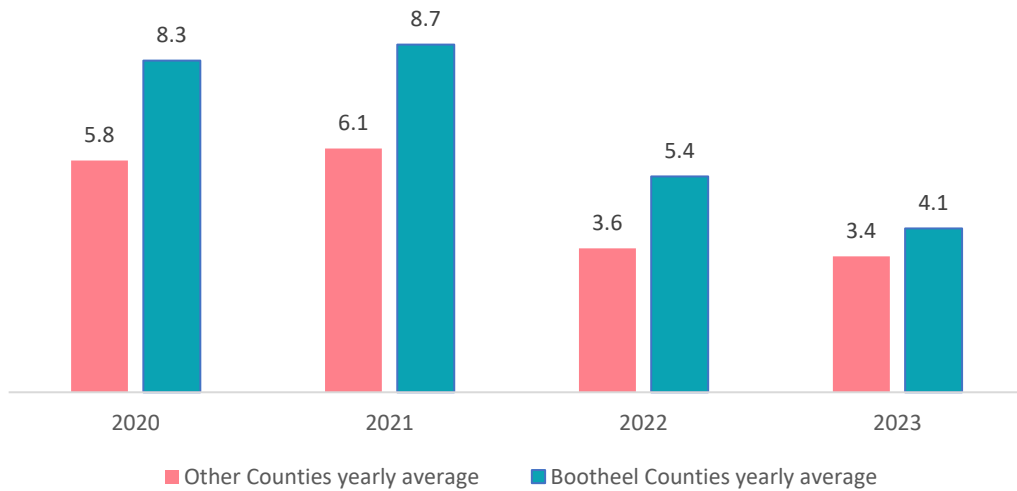
## Total RMOMS BPN Savings

230,183 miles  
\$150,231.49  
3,715.04 hours



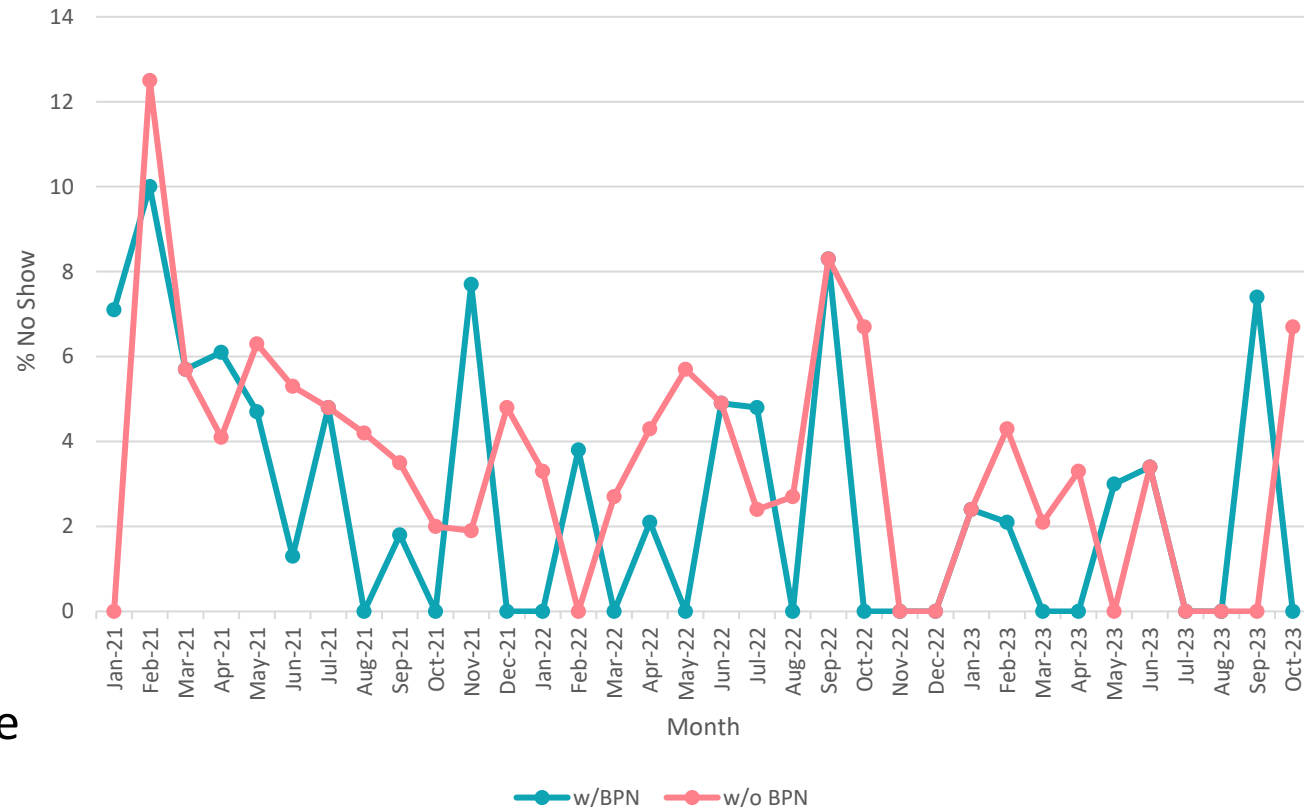
# MFM Clinic No Show Rates

## Yearly Average No Show Rates



- **50% Reduction in yearly average No Show Rates overall for Bootheel Families**

## BPN vs Non-BPN participant No Show Rates



- BPN participants had **0** no shows in **7** of the past **12** months.
- BPN participants had **0** no shows in **15** of the **34** months since offering Care Coordination.
- **55% Reduction in BPN Participants with start of Care Coordination**

# Rural Southeast Missouri:

- **70.4%** of birthing moms received prenatal care in the first trimester compared to the state average of 71.2% now **75.27%**
- **13.8%** of birthing moms delivered prematurely compared to the state average of 12.6% now **12.63%**
- 9.7% of infants born are considered low birth weight compared to the state average of 8.8%
- Appropriate maternal care can be 2+ hours away
- Over 60% of pregnancies are covered by Medicaid.
- Reduced employment opportunities





# BoRN Regional Partners

*Bootheel Perinatal Network*

*New Madrid County Human Resource Council*

*Dexter, Bloomfield, Richland R-1 Parents as Teachers*

*Dexter Community Regional Healthcare Foundation (RHF)*

*SEMO Area Health Education Center*

*Building Blocks/ Nurse Family Partnership*

*SEMO Health Network*

*Pemiscot Initiative Network (Skill Up)*

*Visiting Nurse Association of Southeast Missouri*

*Stoddard County Public Health Center*

*SFMC NICU Social Worker*

*Cape Girardeau County Public Health Center*

*New Madrid County Health Department*

*Fresh Start Self Improvement Center, Inc*

*Jackson R2 School District*

*Charleston R-1*

*Mississippi County Health Department*

*The Resource Link of SEMO*

*Dunklin County Health Department*

*Pemiscot County Health Dept*

*Dunklin/Stoddard County Caring Council*

*Butler County Health Department*

*Mississippi County Caring Communities*

*Birthright - Cape Girardeau & Marble Hill*

*Bootheel Babies and Families*

*Whole Kids Outreach, Inc.*



**To set up an Information  
Session to learn more or ask  
questions email  
Rachelle Bennett at  
[Rachelle@bootheelbabies.org](mailto:Rachelle@bootheelbabies.org)**

There are statewide partners as well! These include Catholic Charities, MERS Goodwill, Lutheran Family and Children's Services, Mercy, SSM Health, Home State Health and more.

# BoRN Data



## Network Activity Overview

Monitor critical network metrics over time

**Cases**

Case Created At  
06/27/22 to 09/30/23  
and Null values

Network  
All

Originating Organization  
Multiple values

Service Type  
All

Service Subtype  
All

Case Scope  
All

**Geography**

County  
All

State  
All

### Network Overview

2,670  
Clients

13,549  
Cases

13,262  
Managed Cases

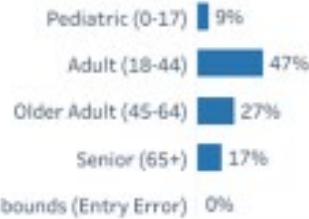
159  
Referred Cases

239  
Off-Platform Cases

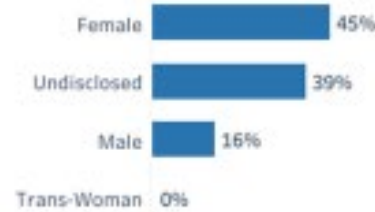
5.075  
Cases per Client (Avg)

### Client Demographics (Click visualizations to filter dashboard)

#### Client Age



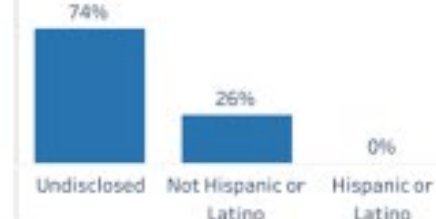
#### Client Gender



#### Client Race



#### Client Ethnicity

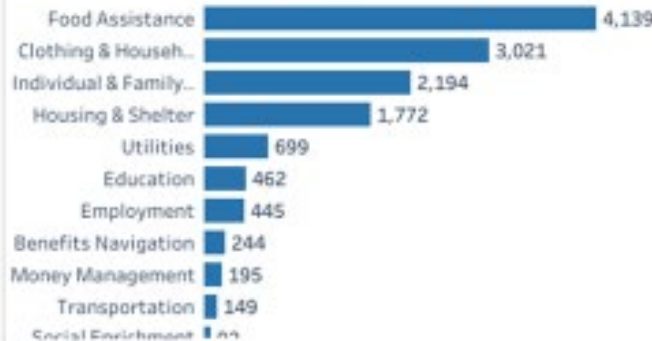


### Case Summary

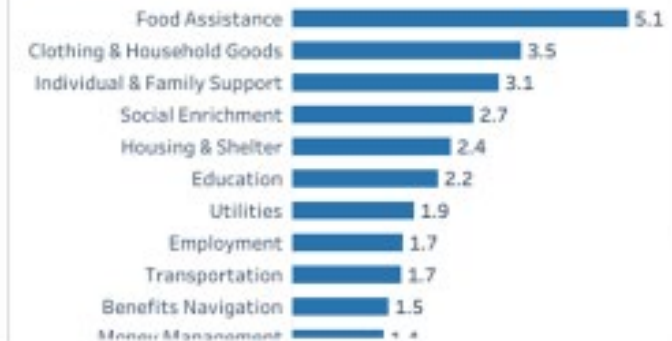
#### Origin (Click to filter dashboard)



#### Case Volume by Service Type



#### Reoccurring Needs



# BoRN Data



## Referral Activity

Learn more about the referral activities between network organizations

**Referrals**

Referral Created At  
06/27/22 to 11/28/23  
and Null values

Network  
All

Originating Organization  
Multiple values

Sending Organization  
All

Receiving Organization  
All

Service Type  
All

Service Subtype  
All

**Geography**

County  
All

State  
All

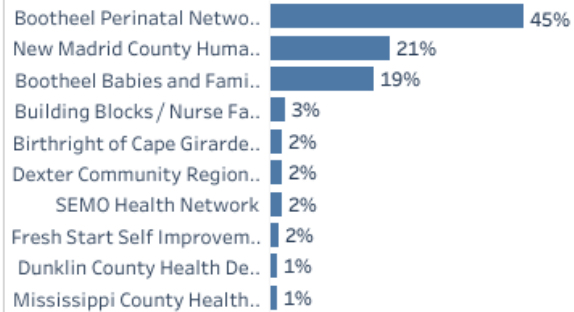
### Referral Activity

**11**  
Organizations  
Sent 1+ Referrals

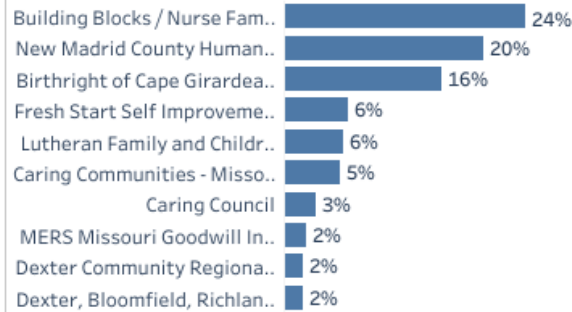
**33**  
Organizations  
Received 1+ Referrals

**219**  
Referrals

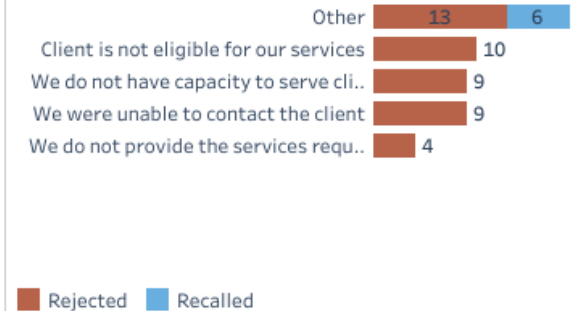
#### Referrals - Top 10 Sending Organizations



#### Top 10 Receiving Organizations



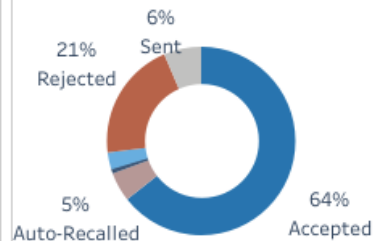
#### Rejection / Recall Reason



### Referral Status

#### Referral Overview

(Click to filter dashboard)



	Accepted	Forwarded	Recalled	Rejected	Sent	Auto-Recalled
Clothing & Household Goods	15					7
Education	3		1	2		
Employment	15			5	5	1
Food Assistance				2	2	
Housing & Shelter	6	2	1	9	2	1
Individual & Family Support	98		4	23	4	1
Physical Health	2			1		
Transportation				1	1	
Utilities	2			2		1

# BPN BoRN Data



## Overview

View network activity over time and across different networks, organizations, geographies, and service types.

### Filters

Case Creation Date  
6/27/2022 to 11/28/2023  
and Null values

Network  
All

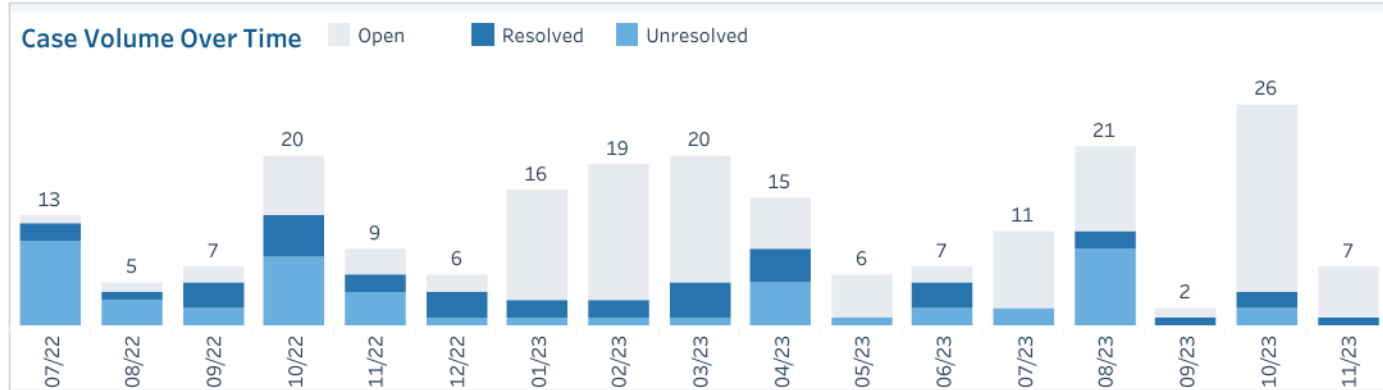
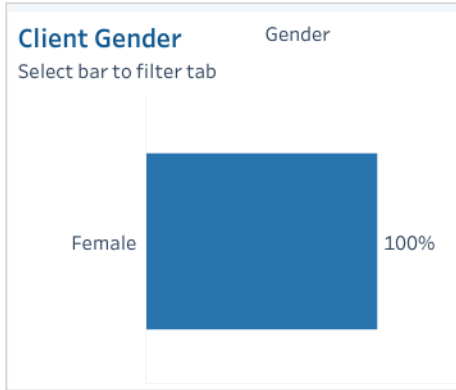

Organization  
Bootheel Perinatal Network

Service Type  
All

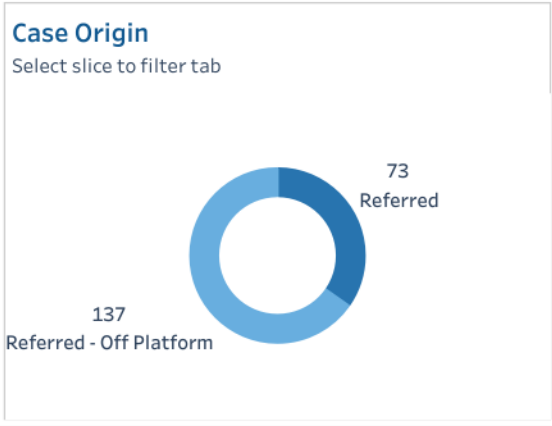
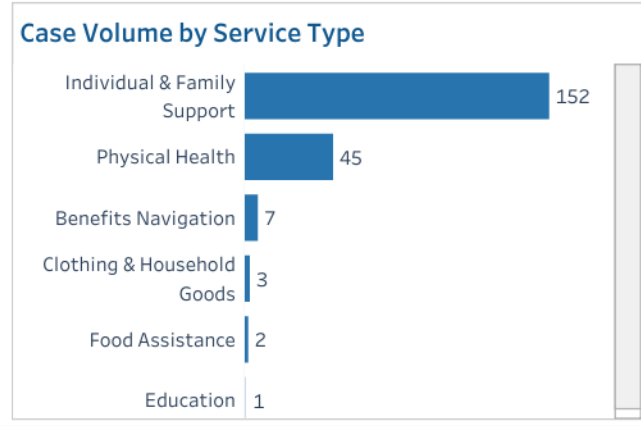
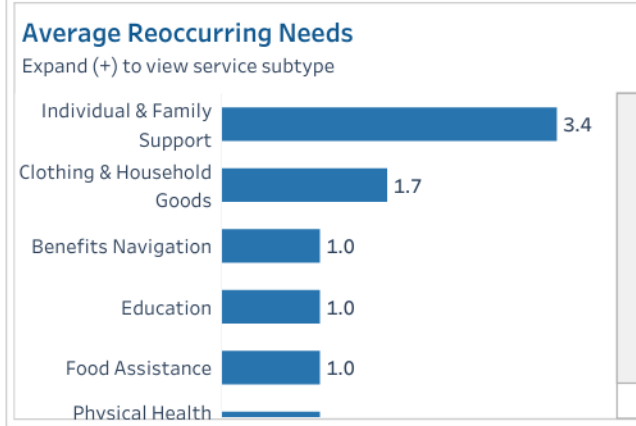
Case Scope  
All

State  
MO

County  
Multiple values



### Case Summary



# BPN BoRN Data



## Referrals

View referral-related details across different networks, organizations, geographies, and service types.

### Filters

Referral Created At  
All values

Network  
All

Sending Organization  
Bootheel Perinatal Network

Receiving Organization  
All

Service Type  
All

State  
MO

County  
Multiple values

73 Referrals

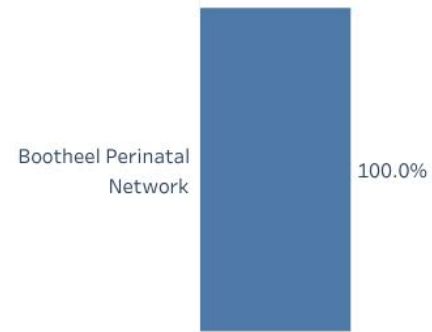
### Rejection / Recall Reason

Rejected

Select bar to filter tab

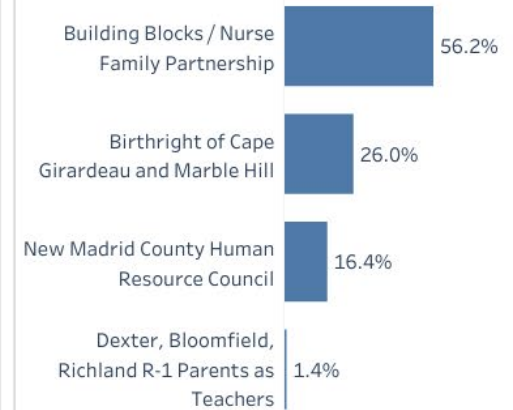


### Top 10 Sending Organizations



0 additional organizations have sent a referral.

### Top 10 Receiving Organizations



0 additional organizations have received a referral.

### Referral Status

Expand (+) to view Service Type



# Q & A





# *BPN Team:*

- Barbara Gleason, RN, MSN – Project Director,  
Bootheel Perinatal Network, RMOMS HRSA Grant  
cell: 573-275-4101 [bgleason@sfmc.net](mailto:bgleason@sfmc.net)
- Rebecca Burger, RN, BSN - System Care Coordinator,  
Bootheel Perinatal Network, RMOMS HRSA Grant  
cell: 573-979-9203 [rburger@sfmc.net](mailto:rburger@sfmc.net)

